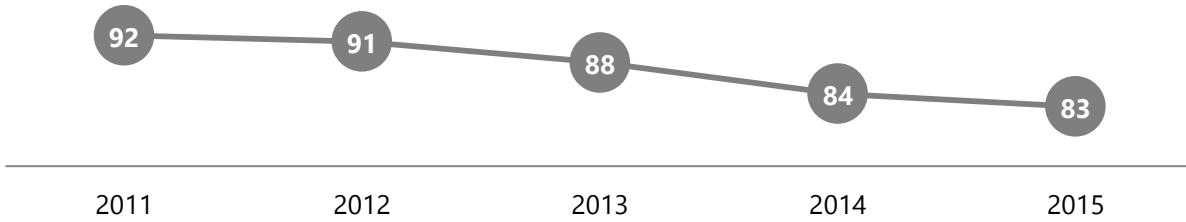
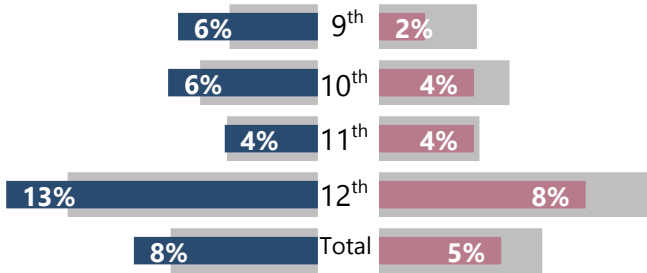
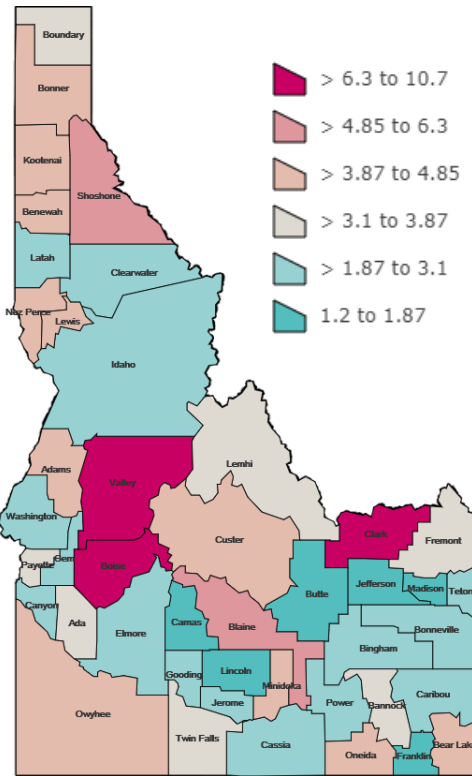


**In 2015, there were 83 impaired driving crashes per 100,000 population¹.
Of those crashes, 6% were fatal¹.**



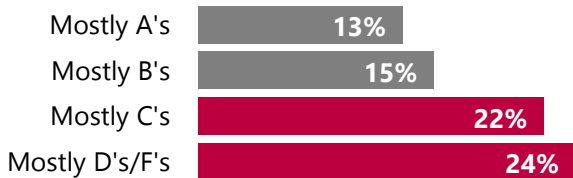
In 2016, Valley, Boise, and Clark counties had significantly higher DUI arrest rates³.

**One in seventeen Idaho high school students, who drove in the past 30 days, drank and drove².
Males in 11th grade were most likely to drink and drive².**



6% of Idaho high school students drove after drinking in the past 30 days².

Lower academic achievement is significantly associated with riding with a driver who has been drinking².



One in six Idaho high school students rode with a driver who had been drinking in the past 30 days².

¹Idaho Transportation Department, Office of Highway Safety, Impaired Driving 2015
²Idaho Department of Education, Youth Risk Behavior Survey 2017
³Idaho Statistical Analysis Center, DUI Arrest Rate per 1,000 population