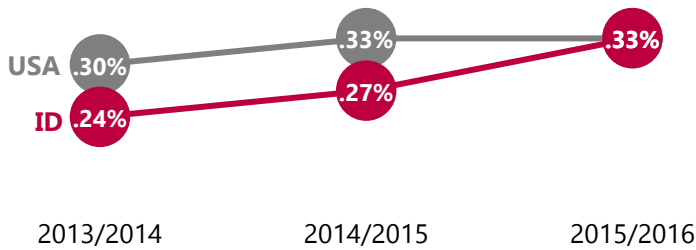


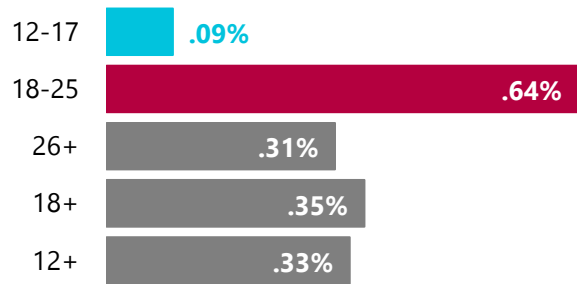
Approximately 4,000 Idahoans 12 and older used heroin during the past year¹.



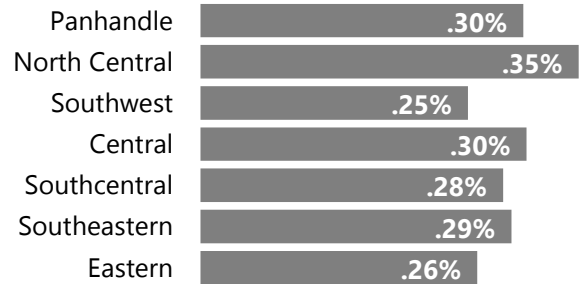
The percentage of Idahoans that used heroin in the past year **increased by 38%** between 2013 and 2016¹.

In 2015/2016, Idaho ranked 30th in the nation for past year heroin use among individuals 12 and older¹.

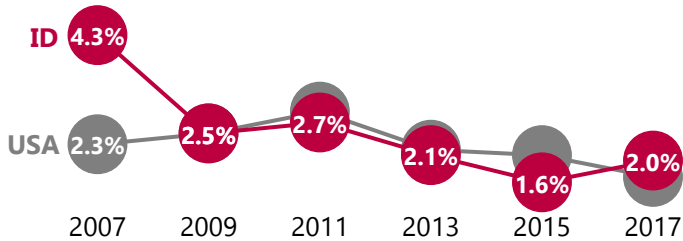
Idahoans 18-25 were more likely and those 12-17 were less likely to use heroin in the past year¹.



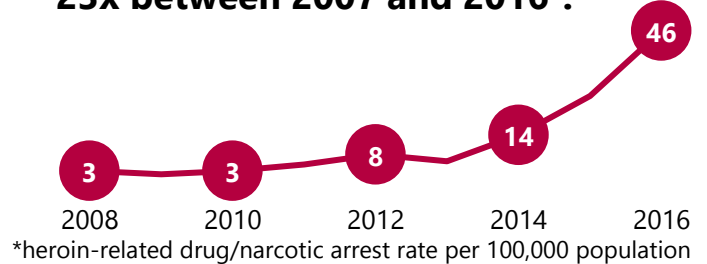
There were no significant differences in heroin use by region from 2014-2016².



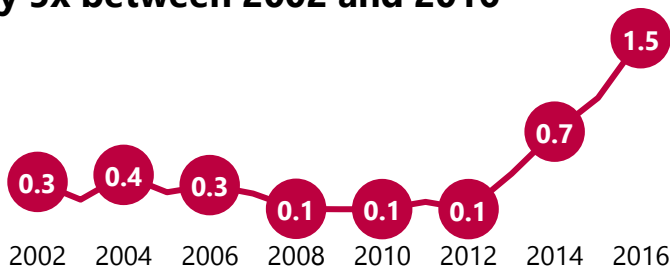
1 in 50 Idaho high school students have tried heroin in their lifetimes³.



Heroin arrests* have increased by 23x between 2007 and 2016⁴.



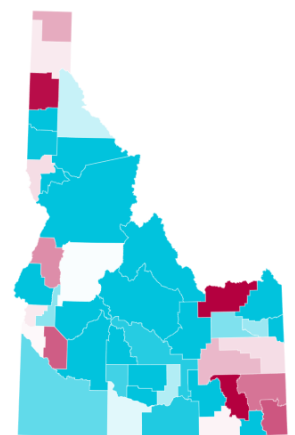
The rate of heroin overdoses[†] increased by 5x between 2002 and 2016⁵.



[†]Rate of drug overdose deaths reporting heroin involvement per 100,000 population

Bannock County and Clark County[†] had higher heroin-related drug/narcotic arrest rates per 100,000 population compared to other counties in 2016⁴.

[†]Clark County had only 3 heroin arrests in 2016.



¹SAMHSA, Center for Behavioral Health Statistics and Quality, National Survey on Drug Use and Health, 2015 and 2016.

²SAMHSA, Center for Behavioral Health Statistics and Quality, National Survey on Drug Use and Health, 2014, 2015, and 2016.

³Centers for Disease Control and Prevention (CDC). 2001-2017 High School Youth Risk Behavior Survey Data.

⁴Idaho Statistical Analysis Center, Idaho State Police, National Incidence-Based Reporting System, 2007-2016

⁵Bureau of Vital Records and Health Statistics; Division of Public Health (2018).