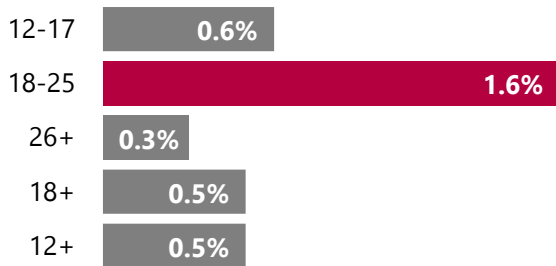
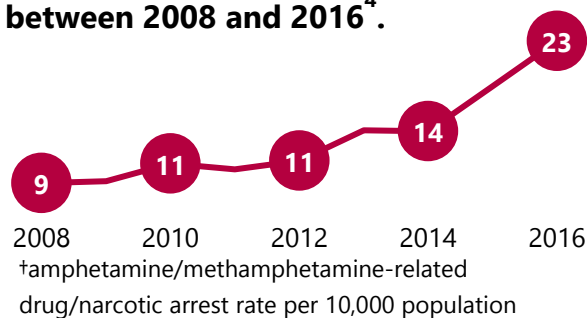


**Approximately 7,000 Idahoans 12 and older used meth during the past year and 120,000 have used meth in their lifetimes<sup>1</sup>.**

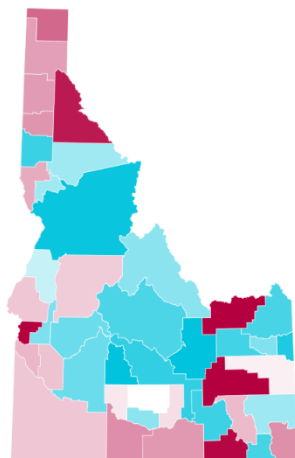
**Idahoans 18-25 were more likely to have used meth in the past year<sup>1</sup>.**



**Meth arrests<sup>‡</sup> have more than doubled between 2008 and 2016<sup>4</sup>.**



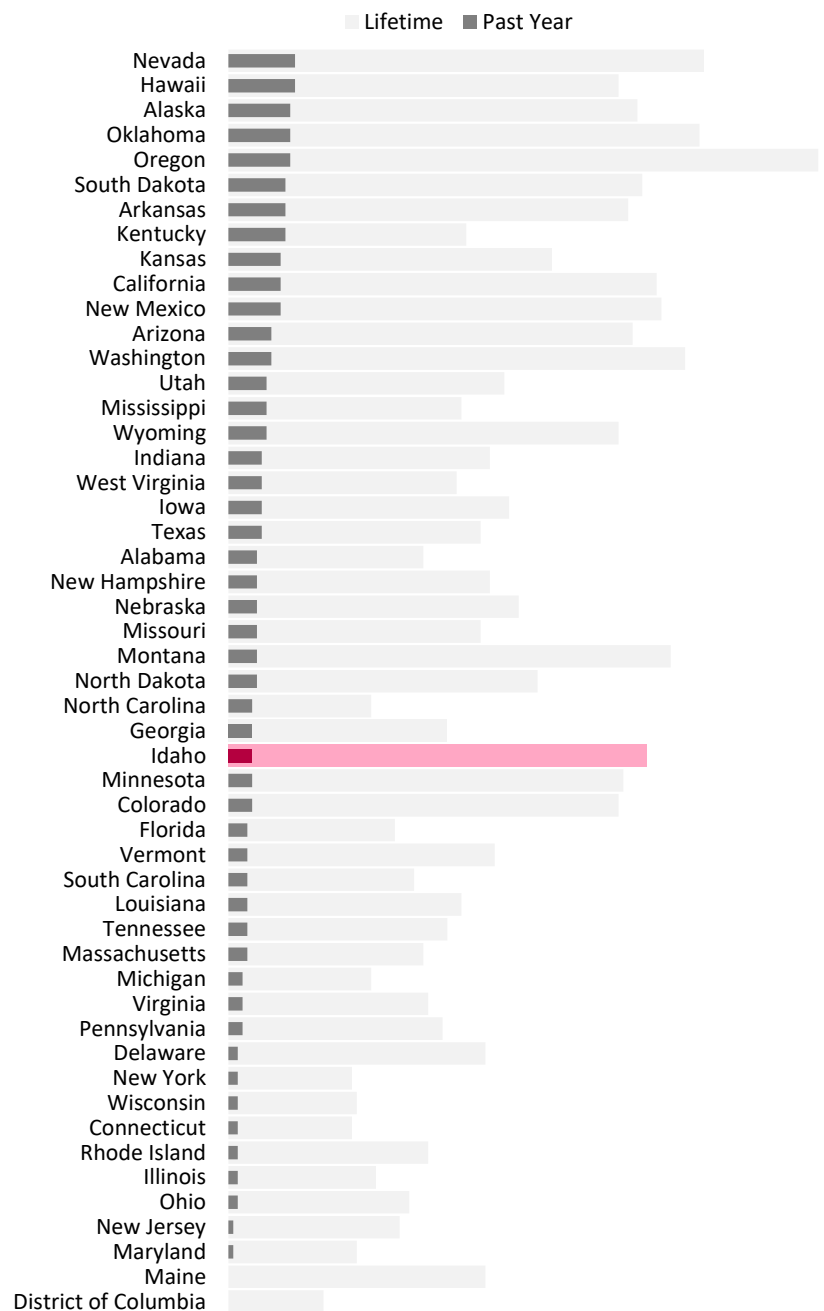
**Clark County<sup>‡</sup>, Payette County, and Bingham County had the highest meth arrest rates<sup>‡</sup> in 2016<sup>4</sup>.**



<sup>‡</sup>Clark County had only 6 meth arrests<sup>‡</sup> in 2016.

**In 2016, approximately 1 Idahoan died every week from meth<sup>2,\*</sup>**

**Idaho ranked 8<sup>th</sup> and 29<sup>th</sup> for lifetime and past year meth use, respectively<sup>1</sup>.**



\*Psychostimulant-involved drug overdose deaths include intentional, unintentional, and undetermined intent from poisoning by and exposure to drugs, medicaments, and biological substances. These include methamphetamine, MDA, and Ecstasy. In 2015, 93% of death certificates categorized as deaths caused by psychostimulants reported methamphetamine<sup>3</sup>.

<sup>1</sup>SAMHSA, Center for Behavioral Health Statistics and Quality, National Survey on Drug Use and Health, 2015 and 2016.

<sup>2</sup>Bureau of Vital Records and Health Statistics; Division of Public Health (May 2018).

<sup>3</sup>Drug-Induced Deaths: Idaho Residents, 2011-2015, Idaho Department of Health and Welfare, Division of Public Health, Bureau of Vital Records and Health Statistics, July 2017.

<sup>4</sup>Idaho Statistical Analysis Center, Idaho State Police, National Incidence-Based Reporting System, 2007-2016